

Art Observer

Monthly Art Reflections

f /artinfoindiacom | /kishoreshanker | /artinfoindiacom Website : <http://ArtObserver.IN>
E-Mail : artinfoindia.com@gmail.com © Shanker Art Foundation | All Rights Reserved



Critics' Choice Award

Inside



ARTinfoINDIA.COM



It is indeed a matter of pride for the entire artist community when an artist of repute is honoured by a recognized institution. Roop Chand, now in his eighties, who has devoted his entire life to art, his students and community was awarded by the World University of Design on 10th January. The Vice Chancellor Dr. Sanjay Gupta presented the award at the artist's studio-Art Centre, Gurgaon.

Mr. Qazi M. Raghieb - Art Director & Art Critic, was also there who has been a huge support to the artists and art activities.

World University of Design, established in 2018 is India's progressive university dedicated to education and creative domains.

The ceremony was attended by four generations of renowned visual artists including Mrs. Goldy Malhotra (former Principal, Modern school / Artist), Professor Savarkar (HOD Applied Arts, College of Arts, Delhi) and many established artists of Haryana.

In a vote of thanks Goldy Malhotra emphasised the need of Art integration in every subject at school level to sensitise the young generation and learn to appreciate art. Neeraj Sharma, a renowned photographer, organised the entire event.



WUD 'Critics' Choice Award' being presented to Artist Roop Chand by Dr. Sanjay Gupta, Vice Chancellor, World University of Design and Mr. Qazi M. Raghieb, Art Director and Art Critic on 10th January 2021 at National Art Centre Gurgaon.

Art Happenings Creations and Expressions of Lockdown	P7
Art Education Explore your creativity in Art and Design	P3, 8
Articles Coffee on your wall Universal Themes in Paintings Pichwai: The Folk Art of Nathdwara	P4 P5 P8 P8
Contemporary Personalities Arpita Mitra Art, Nature and Fashion - Nandita Richie Sonjaye Maurya	P2 P6 P6
Crossword Puzzle	P2
Visuals of the Month	P4

ARTinfoINDIA.COM

Online Solo Art Exhibition

Kishore Shanker

Art Observer

Victoria Memorial: A Walkthrough Art And Heritage Of The City

Joyita Basak
sweetjoy2101@gmail.com

The cosmopolitan city of Kolkata is a distinctive centre of historical lineage and cultural heritage. A walk through the cultural heritage of the city is always worth remembering. The stunning monuments in the city were established during British stay in the country, they all are rich in culture and they represent the glorious heritage of the city.

Amidst all the heritage of Kolkata, the one that has become the emblem of the city is the magnificent Victoria Memorial. The Victoria Memorial was built to commemorate Queen Victoria back in the '90s and now it has become one of the must-visit in the city. The grand monumental architecture as well as its collection of art and paintings has been beautiful all through.

The Victoria Memorial revolves around storing 29,000 artifacts out of which 4,000 are just paintings! So, possibly it's one of the most well-curated painting museums in the city which portrays artistry through each of the paintings lying.



Victoria Memorial Kolkata, India

Picture Courtesy : twitter.com




Museum-Victoria Memorial, Kolkata, India Picture Courtesy : sanmarg.in

The museum has 25 galleries, such as the Royal Gallery, the Queens Hall Gallery, the Sculpture Gallery, the Arms and Armory Gallery, and the Calcutta Gallery. Queens Hall Gallery contains Queen Victoria's personal belongings like her chair, writing desk, and even her piano.

Royal Gallery will give a brief about the lifestyle of Queen Victoria and Prince Albert.

The artistry of the museum is beautifully portrayed through the gallery. Its a must-visit when you are in the city.



North Gallery, Victoria Memorial Hall, Kolkata Picture Courtesy : telegraphindia.com

To contribute articles, stories and reviews of Art exhibitions for the **Art Observer Monthly Art Reflections** email at ARTinfoINDIA.COM@gmail.com

Famous Masterpieces of Indian Art

- CROSSWORD PUZZLE


Pooja Gupta
pooja2607@gmail.com

Across

1-A creation by celebrated artist, Amrita Sher-Gil, where she gave a glance of an 18 year old self. The painting was one of the works by the artist that were presented at worldwide auction (12)
6-One of the most famous and iconic paintings of Abanindranath Tagore where he has shown a saffron clad woman, like a sadhvi, holding a book, some paddy, a piece of white cloth and a garland in her four hands, a work of 1905 inspired many nationalists in Bengal and other parts of India. It soon became the symbol of Swadeshi (10)
7-Translated as the dot, a work by Syed Haider Raza, became a source of inspiration for his works. It gave him the significant panache and became the focal point of verve in all his creations. To him, it was the source of energy and life, the beginning of life and attainment of infinity (5)
8-One of the most iconic paintings by Maqbool Fida Hussain that procured over one crore Indian rupees at an auction in 2008. Sketched in gallant contour, the masterpiece reflects the painter's captivation for the depicted animal as it symbolizes power and energy (6)

Down

1-An epic painting by Raja Ravi Verma, the greatest and most famous painter of India. The masterpiece depicts an important character of the famous play by Kalidasa, where she pretends to remove a thorn from her foot while in fact trying to find her lover. The painting is a representation of vivacious love (10)
2-Also known as 'Spring in Kullu', the painting by famous Russian artist Nicholai Roerich, is considered a national art treasure by Archaeological Survey of India. The painting is a remarkable manifestation of divinity and mysticism that the painter might have experienced. It shows Kanha sitting under a tree and playing a flute with the splendid contextual snow-covered mountains (7)
3-The painting by Jamini Roy inspired by the Bengal folk art displays the essence of India. Three holy women with characteristic eyes and poise are painted in vibrant colours to catch everyone's attention (13)
4-A portrait of Mahatma Gandhi by legendary artist Nandalal Bose which was created in 1930. Titled 'Dandi March', it strongly exhibits the inspirational influence that Gandhiji had on him and the entire nation. It is one of the most iconic artistic depictions of the idol of non-violence (6)



5. – A fine contemporary work by Tyeb Mehta became the first Indian painting to crossover the million dollar mark. It is a simplified illustration of the annihilation of the demon by the same name by the Goddess Durga (11)

Answers:
Across
1 - SELF PORTRAIT
6 - BHARAT MATA
7 - BINDU
8 - HORSES
Down
1 - SHAKUNTALA
2 - KRISHNA
3 - THREE PUJARINS
4 - BAPUJI
5 - MAHISHASURA



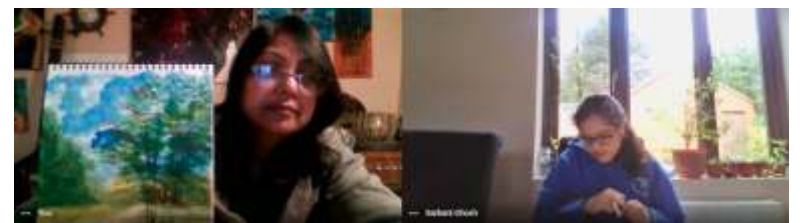
Advertisement

Glass Sliding Folding SYSTEM

STYLUS
BEYOND IMAGINATION
Architectural Hardware

Mystery of Abstraction in Paintings

Sianet Sleigh



Art washes away from the soul the dust of everyday life. Picasso
Everyone can make art—even those without innate talent or professional training. Just as kids can quickly pick up stories or songs, they can easily turn their observations and imaginings into art.
Keeping this in mind Arpita Mitra, a Delhi based Professional Artist created an Online platform Art Mania Worldwide for those who love to paint. It is open to all Age Groups. Anyone who wants to learn painting can join this platform and learn painting sitting at their comfort zone.
Art Mania Worldwide provides certified courses in sketching, watercolours, acrylic and oil mediums, hobby courses for all age groups. As a beginner, students systematically learn to paint in oils, acrylics or watercolours, one step at a time, and see their paintings steadily improve. It also organizes online exhibitions, competitions, workshops for its students which gives them the opportunity to exhibit their talents. Till date it has trained above 200 students worldwide.
Art Mania Worldwide strive to instil creativity among its students. Its vision is to make art accessible to everyone regardless of distance, background or artistic experience. Students experience transformations by participating in its online classes, workshops and exhibitions. To know more about Art Mania Worldwide details are given below.
Contact No. 9910494522 Email: arpitamitra712@gmail.com
Website: http://arpitamitra.com
Facebook: /arpitasar Instagram: /artmaniaworldwide/

YASHVI INTERNATIONAL
Ph. : +91 9810033380
www.stylushardware.com
E-Mail : mail.yashviinternational@gmail.com
Facebook: /stylus.h.167 Instagram: /stylus3107

Mystery of Abstraction in Paintings
Orders at :
studiovintagewashindia@gmail.com
Cover Page - 'Bull' a suite of Lithographs (1945-1947) by Pablo Picasso

Philosophy of Life

Roop Chand

Philosophy of Life
Published by
Shanker Art Foundation
Orders at : ARTinfoINDIA.COM

For digital copy of the Art Observer
WhatsApp your
Name, Occupation & City to
+919810234197

Take it Forward
Art Exhibitions, Events and Products on pages of

Art Observer
Monthly Art Reflections

Advertisement Tariff
INR 1500/- (50x50 mm) onwards

for details and specifications
Contact Kishore Shanker 9910999689

History & Heritage

GOVERNMENT COLLEGE OF ART CHANDIGARH (INDIA)
Major School's post colonial cousins in India

History & Heritage
Orders at : ARTinfoINDIA.COM

Explore your creativity in Art and Design

D S Kapoor

kapoords@yahoo.com

Art and design education is based upon the visual and tangible arts like drawing, painting, sculpture and design in jewellery, pottery, weaving, fabrics etc. It also includes the study of design applied to more practical fields such as commercial graphics and home furnishings. Contemporary topics include photography, video, film, design and computer art.

Art and design students are highly entrepreneurial and self-motivated, both are qualities that you learn on your journey of becoming an artist or a designer. A qualification in art and design isn't just about pencils and pictures, you'll also learn all about the professional and administrative side of the industry, which is energized to succeeding in a very competitive market. Art and design students are inquisitive, creative, self-motivated and open-minded.

List of some of the top institutions in Design

National Institute of Design (NID's) established in 1961

(Ahmedabad, Zorhut, Vijayawada, Bhopal, Kurukshetra)

National Institute of Design (NID) - India's first design school in India,

This is the Pioneers Institute of the country. It is an autonomous

institution under the aegis of the Ministry of Commerce and

Industry, Government of India. NID has been declared 'Institution

of National Importance by the Government of India in 2014. This

permitted NID as university status, enabling it to offer its own

qualifications, and giving it autonomy over its own curriculum.

Nowadays the National Institute of Design is internationally acclaimed

as one of the premium design education and research institutions

for Industrial, Communication, Textile and IT Integrated

(Experiential) Design. It is also approved by the Department of

Scientific and Industrial Research, Government of India as a scientific

and industrial research association. Today, at NID, the past and the

future, the outdated and modern, have never been felt equally at high-

class. The present NID is situated in the 600-year-old city of

Ahmedabad, Gujarat's largest and host to a number of global

architectural influences. NID's Ahmedabad campus itself is a

monument that motivates the students to move between

disciplines. In 1955, Pupul Jayaker, founder of the Indian Handlooms

and Handicrafts Export Council (HHEC) and renowned writer of

Indian craft met the famous American designer Charles Eames

at the Museum of Modern Art in New York. The museum had

conducted a unique exhibition titled 'The textiles and ornamental arts

of India'. In 1957 the Government of India invited Charles and Ray

Eames of Ford Foundation to visit India. They traveled across the

country, consulting with craftspeople, architects, scientists,

industrialists, educators, writers, and philosophers. Based on the

references made in the India Report- a guide for India's first

design school of the Government of India with the support of the

Ford Foundation and the Sarabhai family established the National

Institute of Industrial Design and was initially named as an

autonomous all-India body in September 1961. This unique core

curriculum and innovative educational philosophy remain part

of NIDs to the present day. The various courses offered at NID

are the One-year Foundation program in Design; B des programs

in animation film design; ceramic & glass design; exhibition design; film

and video communication; furniture and interior design; graphic design;

product design; and textile design. m.des programs in animation film

design; apparel design; ceramic & glass design; design for the retail

experience; digital game design; film and video communication;

furniture and interior design; graphic design; information design;

interaction design; lifestyle accessory design; new media

design; photography design; product design; strategic design

management; textile design; toy and game design; transportation

and automobile design; universal design. Ph.D. program in

everything from product, textile, furniture and interior design for

apparel, ceramics, transportation, and automobile design. Alongside

over 500 visiting faculty from institutions all over the world, local

craftspeople and artisans are invited into the school to work

alongside students. As per course curriculum staying in nearby

villages for up to 20 days, students can experience first-hand the

strengths and weaknesses of neighboring areas. Each student is

considered as a separate identity, never compare two students with

each other, it is still invested in a student's personal development.

India still needs many thousands of designers. It's about permitting a

student to develop his or her own thought process in coming up with

a solution. Industry and traditional design are closing ranks in India,

with plans to set up more National Institutes of Design (NIDs) to

meet the rising requirement for industrial designers, especially at

the regional level. Ministry of commerce, industry sets up four

NIDs in Zorhut (Assam); Vijayawada (Andhra Pradesh); Bhopal (Madhya Pradesh);

Kurukshetra (Haryana) to push the growth of regional design and

train more youngsters as designers. <http://www.nid.edu>

National Institute of Fashion Technology (NIFTs)

NIFT is the pioneering thought management in Design, Fashion

Design & Technology is one of the important and popular fields,

teaching about the dress-designing as well as accessories design. The

present age group (especially youngsters) is very much profound

about looking impressive and extraordinary. This field helps one

to project as perfect and attractive in society. National Institute of

Fashion Technology (NIFT is the leading Institutes and their

branches across the country, where design related courses are offered.

While the regional centers in most of the other cities are the public

institute of fashion design, management and technology

education in India. First NIFT was established in 1986 in New Delhi



Textile Design

under the aegis of the Ministry of Textiles, Government of India,

with a set of courses and faculty assistance and support from the

Fashion Institute of Technology (FIT), in Manhattan, New York

City. NIFT has since grown-up into the 16 design institutes teaching

various courses of fashion designing nationwide. In 2006, NIFT

was statutorily sanctioned to award degrees and other academic

distinctions in Design (B. Des.), Fashion Technology (B. F. Tech.),

Master's Courses in Design (M.

Pearl Academy, Delhi, Mumbai, Jaipur (formerly Pearl Academy of Fashion) established in 1993

Pearl Academy is one of the top fashion designing colleges in Delhi

NCR offering a broad range of fashion designing programs in

undergraduate, postgraduate and diploma trails. Pearl Academy of

fashion was established in 1993 by the Little People Education Society.

The institute preliminary started on campus in Okhla in South Delhi,

later academy shifted to its bigger campus in Naraina, to the west of

(National) 2015 and 2nd best fashion School (National) 2014 by

edutainment awards. Pearl Academy offered in undergraduate,

postgraduate and diploma in fashion design, fashion styling &

Image design, fashion & media communication, communication

design, interior architecture and design, product design, lifestyle

accessory design, fashion and lifestyle business management,

global luxury brands. : <https://pearlacademy.com>

IDC, Indian Institute of Technology, Bombay established

1969

Indian Institute of Technology, Bombay sets up its Industrial Design

Centre, Bombay came into existence in 1969 by the Government of

India at the campus of the Indian Institute of Technology Bombay. The

institution groomed itself under the guardianship of popular

engineering college i.e. IIT Bombay. The Industrial Design Center at

IIT Bombay is a pioneer design institute that provides a wide range

of programs of a master of Design and Bachelor of design degree

programs in industrial design, visual communication, animation,

interaction design, and mobility & vehicle design, as well as a Ph.D.

program in design. Master of design - M, Des - a two-year program,

was started from the academic year starting July 1979. The

institution groomed itself under the guardianship of popular

engineering college i.e. IIT Bombay. IDC offers professional design

consultancy and advisory services to industries and other organizations

Admission to graduate (with minimum 60% passing marks) in

Design, architecture, engineering, and masters in science, arts, computer

applications + All India Examination scores (CEED) + Design Test +

Interview. The doctoral program in design is also available.

<http://www.idc.iitb.ac.in>

Continued on page 8



Industrial Design

Des), Fashion Technology (M.F. Tech.) and Fashion Management (M.F.M.)

The Campuses in Chennai, Gandhinagar, Kolkata, Hyderabad,

Mumbai were set up in 1995 and that of Bengaluru in 1997. The

present era observed the coming up of new campuses in Bhopal,

Bhubneshwar, Jodhpur, Kangra, Kannur, Patna, Raebareli and

Shillong. The Campus at Srinagar in Jammu & Kashmir is added as

the chain of NIFT's network. Campuses at Panchkula and Ranchi

are expected to start in 2020. Visit <https://nift.ac.in>

the city. After that, new campuses being added in Jaipur (2005) and

Mumbai (2014). In 2011 Pearl Academy move in into a long term

partnership with Laureate International Universities, and it is now

part of the LIU global system which includes more than 80

institutions across the world. The academy was initially promoted

by House of Pearl Fashions Ltd, an Indian export house. The

Academy had been ranked 'Finest Design Institute in India 2016'

by ASSOCHAM, ranked No. 2 by India Today-Nielsen survey in

2015 and 2nd best design School



Visual Communication Design



Editorial



Goldy Malhotra

Without dampening their spirits, ready to face any situation and work ceaselessly, the artists have been fighting fit. The virtual shows, conferences and workshops have given another angle to today's showbiz. 'Art Observer' has interacted with many artists, art-teachers, writers and students who are working hard to overcome all the hurdles and keep the flag of creativity high.

It was a matter of great pride for all the artists and well wishers of Roop Chand to attend an informal award giving ceremony at the National Art Centre, Gurgaon when the senior artist was personally awarded by Dr. Sanjay Gupta, the Vice Chancellor of World University of Design.

An article on Victoria Memorial will take you along to witness the heritage of our country. Such masterpieces of the past always make us proud and throw light on the dedication of creators.

Professor D. S. Kapoor's detailed information on the prestigious institutions of design can help many aspiring students to find their track. His information on Art Colleges, provided in the July issue was highly commended. We Hope this article proves to be equally helpful if not more.

Artists' imagination can take any direction and why not! Yes, using coffee as a medium for painting and painting wet fabrics to add to the value and style of fashion are two interesting features covered in this issue.

The gallery-hopping to cover the shows has been a regular ritual for us and we have done full justice to the shows this time as well. Crossword on Art by Pooja Gupta is a brain tickler and adds to the knowledge of many.

Enjoy reading this issue. Wishing you all easier and safer times ahead.

Disclaimer : The views expressed in the different features and articles and news in Art Observer are entirely and exclusively those of the contributor/artist. Art Observer on its part, does not agree/disagree/subscribe to the same, in any way and to any extent.

Visuals of the Month



Together yet apart

Photo : Neeraj Sharma

If you would like to have your
Art Event
information
on Pages
of

Art Observer

and
on
website

ARTinfoINDIA.COM

send a
JPEG image
of
Invitation

OR
Poster

between
400KB and 2MB
to artinfoindia.com@gmail.com
with details like :

Title of the Art Event

Participating Artist/s

Venue with complete
address

Start Date

End Date

About the Art Event

Art and Culture

Coffee on your wall

Pooja Gupta

pooja2607@gmail.com

Coffee, one of the world's most popular non-alcoholic beverage, is liked by people all over the globe for more than one reason. Though most like to have it in their mugs to drink the rich aroma, some like to have in their colour palettes! Yes, there's more to coffee than drinking for an artist. Coffee is used for painting. The art form is just called as coffee painting. It is relatively an old art form, however has drew a great attention and popularity in recent times only. Owing to its easy availability, simple to use and the only material required to get 'many tones' of colour, it is well-liked by the artists. Though some like it for the aroma of their art work too! Now-a-days, there are artists who specialize in this trendy visual art form.

History of coffee painting

Coffee painting is an ancient art. Earlier, along with tea it was used to colour marble statues so that those appear olden. It is thought that a Thai artist by the name of Pornchai Lerthammasiri had first attempted using coffee for his paintings. He was well known for his water colour paintings. Surely, the credit is his as he is believed of adopting coffee as a challenge and gave new definition and dimension to the then existent forms of art.

The art of coffee painting

Different shades of coffee are easily made just by adding varying amounts of coffee powder, usually instant powder, to water. To get dark hues, the coffee can be boiled and used. Some use coffee leaves, dust or beans in addition to the coffee powder for the art work.

Black coffee being the concentrated form produces the darkest colour. Coffee painting is monochromatic, but a great contrast can be produced with a single colour, allowing an artist to create masterpieces. While some may like it for its unitone, others may appreciate it for the classic 'aromatic' work of art! It is a wonderful means for an artist to experiment with and compose a new oeuvre. Coffee has unique characteristics that offer unending opportunities and novel possibilities for an artist to discover. Some coffee artists are of the opinion that being organic, it can easily be used to create startling textures, different layers and



Médéric Turay uses coffee to create his moving works

depths. Moreover, brilliant colours of coffee can impart a unique character to each art work. It may open-up a whole new world of creativity and expression. The carbon-base of coffee makes it very different from the watercolours. A

great metallic look can be created by mixing pencil lead with coffee. One can also experiment it along with other mediums such as watercolour, pencil colours, charcoal, etc. to open more avenues for futuristic art. Coffee can be painted on any type of paper without difficulty. A thin coat of varnish applied on the painting can protect it. There are new techniques also available where an UV resistant layer guards the work.

The coffee plant

The most widely grown coffee plant is an evergreen shrub or a small tree preferring cool and less humid climate. The ripe fruits are known as coffee cherries that contain two, or occasionally one, seeds known as coffee beans. Carefully discerned ripe berries are the source of best quality coffee. The characteristic aroma of coffee is due to the chief stimulating constituent caffeine. When consumed in small amounts, it increases mental activity, reduces fatigue and causes wakefulness. It acts as a stimulator to the brain. The leaves also contain caffeine and a decoction from the dried leaves is also prepared in some parts of the



Médéric Turay uses coffee to create his moving works



Thomas Marsh Romantic Couple

world. The flavour of coffee is due to the presence of a volatile oil caffeine. Both the active ingredients are responsible for imparting distinctive qualities to the infusion prepared for drink or the visual artwork created.

If you still think coffee just to be a delectable beverage.....

Coffee painting provides immense opportunity and creative prospects to anyone who is interested in art. It is for everyone as it is quite user-friendly and easy material to work with without creating a mess unlike paints. The beginners especially can give it a try to learn the painting skills and gradually develop their own style. For the veteran artists, they can experiment with endless possibilities that coffee offers. Though still we may forbid our kids to sip coffee, but we may very well ask them to use it to colour their art! It will be a good way to get started and kill boredom during this time. After all, coffee is now for everyone!

Universal Themes in Paintings

Simret Singh

paintingsbysimretsingh@gmail.com

A ray of hope in this period of Covid has revealed man's amazing aptitude to overcome the unpleasant aspects of life; and his capacity to endure, create and transform to become greater than his suffering. Man has known the importance of transmitting the value of living righteously as well as his ability of survival with the help of an inner urge to create something.

Paintings have 'incorporated' various such realisations, and mind spots a vivid allegory of floodwaters we find ourselves in today, hoping for survival and new beginning in the eternal story of Global Flood, where a certain human/s lead the rest to the higher grounds to live a more level-headed life. The story is an account of a great deluge which was believed to be a Great Flood sent by God /the Gods to destroy civilization as an act of divine retribution. However, goodness of a righteous individual, who is thus chosen by divine forces, is made instrumental in redemption of the drowning and dwindling earth.

It is a story of the codified truths and beliefs depicted through fantasy and imagination- one that has travelled down the timeline through myths and mythologies in forms of fables and allegories in various and diverse cultures and civilizations, recognizing universality of human mind, thought and emotion running across the seamless frameworks of space and time.

As narrated in Matsya Purana (one of the eighteen major Puranas- the Sanskrit sacred writings on Hindu mythology and folklore of varying date and origin, the most ancient of which dates from the 4th century AD), Manu, the original/first man, is approached by a small fish requesting protection. Manu rears the fish which he finally discovers is 'Matsya', an avatar of Vishnu. Matsya had appeared with intent to save Earth through Manu. Vishnu, as Matsya, warns Manu of the end of the world as a divine retribution by an impending flood, instructing him to build a boat. After the Earth is flooded, Manu is instructed to put the Vedas, his family, a few seeds and the seven sages (seven rishis/ Saptarshis) on the boat. Matsya gets the boat tied with a rope to its horn and pulls it swiftly to safety up a 'yonder northern mountain'.

Manu (etymology: Sanskrit "man"- "to think") noted his 'reflections' during his journey on the boat, the text which became known as 'Manu-smriti' and got recognised as a legal text, the Sanskrit law code ('Laws/code of Manu' officially known as Manava-dharma-shastra, among the many Dharmastras which propagated values and rules to better living to

keep the earth secure for future).

The scene depicted in the miniature painting from the 19th century is similarly seen in ancient Sumerian tablets, in Greek mythology and miniature paintings, in stories and depictions of Ojibwa tribe of North America and in European depictions of classical antiquity (Greek) to name but just a few.

However, this account (one of the oldest ones depicted in Hindu art, literature and mythology through various techniques of expression, including paintings like above) is

paralleled the story of Noah's Ark from the Book of Genesis in the Old Testament: 'God is saddened by seeing all the evil which has entered man's heart, and decides to destroy all living things on earth (Genesis 6:5-8). Noah, similar to Manu, the "righteous one in his generation", is instructed to build an ark to cross the floods. The ark comes to rest on the mountain of Ararat and Noah is able to preserve a few creatures- just like Manu who survived along with some "seeds of life" to re-establish life on earth.



Lord Matsya with Manu and the Seven Rishis Matsya Purana - Jaipur Miniature Painting
Gold on British ledger paper. 24.4x20.2cm 1890
Picture Courtesy: indianminiaturepaintings.co.uk

strikingly similar to the Biblical Account of Noah. The similarity was discovered by an amateur Assyriologist, George Smith, in 1872 from a tablet found in an ancient Mesopotamian city (Nineveh). The tablet contained an engraved illustration with text of an ancient Mesopotamian myth that



Simon de Myle 'Noah's Ark on Mount Ararat' Oil on Panel 1570
Picture Courtesy: wikimedia.org



Noah's ark by Miskin (Indian miniature artist at the court of Akbar)
17th century Picture Courtesy: tumblr.com

birds, animals, plants and prophets across the flood in a boat which 'be built in shape of a bird's belly and fashioned of teak wood'.... The message is the same: to extract out from the earth those plunged in depravity and sin in an endeavour to bring the native purity on the earth again.

Art has been a means to connect the present to past while anticipating the future - not merely in its creation by the artist, but also in the process of involving the audience by inflicting on them thoughts or emotions - time and again instigating them to react as well. The story of Manu/Noah and

Manu's/Noah's mission was to warn the people, who were at nature's mercy and forgiveness: Nature promised them to provide if they led righteous lives, protecting and caring Mother Nature. The story (and numerous depictions over the world, despite contrasting cultures) has been the reminder to follow the codes of conduct in human society. The Covid period, thus, has perhaps been another version of the Great Deluge and a reminder of the necessity of tuning one's interests with those of nature for universal survival and wellbeing....



Miniature from Hafiz-i Abru's Majma al-tawarikh, Noah's Ark
Iran (Afghanistan), Herat Picture Courtesy: wikimedia.org

100+ Artists' ONLINE ART EXHIBITION

CREATIONS & EXPRESSIONS
OF LOCKDOWN

on art portal

WWW.ARTinfoINDIA.COM

ONLINE
Children ART Exhibition

My FAVOURITE
Indian MONUMENT

COVID-19
A Challenge

Visit

www.ChildrenArtContest.COM

Art, Nature and Fashion

Visual Artist Nandita Richie, Alumni of Delhi College of Art, India, is an established visual artist and a Designer for the last 25 years. She has now launched her signature line of silk scarves, sarees, pocket squares and silk ties, which are digital prints of her art on canvas, introducing something new to both Fashion and creative market.

As a visual artist, some of the influences for Nandita Richie have been the impressionist, post-impressionist and expressionist art styles that can be easily identified in her works, though she also focuses on modern and contemporary art. Richie works with the 'wet on wet' technique and paints her canvas inspired by nature – with the velvety petals of flowers or the depth of water. "Many of her recent works comprise of a series



Nandita Richie 'Noctuary' 48x60 Inches

of florals and waterscapes on canvas that are all inspired by her grandfather's garden where she would spend a lot of time as a child.

Richie, explains why the lotus flower is a central theme in her paintings, besides floral and landscape works. "Lotus in many religions like Buddhism symbolises strength and overcoming one's weaknesses, struggles and shines through despite emerging in muddy water. In Hindu religion, lotus symbolizes rebirth, purity, self-regeneration, healing, and spiritual enlightenment. She says that she feels connected and gets continuously inspired by it and thus it is her favourite muse. Working with impasto technique and palette knives on canvas while painting waterscapes and abstract nature gives her the artistic freedom to play with colours and forms the basis of a new story in each painting," she says.

Launch of "Khwabeeda" wearable Art collection

At the age of 14, Richie painted a few sarees for her mother with fabric dye paints to try new ways of expressing her art form. Today, she has diversified her art into



Nandita Richie 'Yellow Bougainville' 24x24 Inches



Bougainville Saree, limited edition digital print from Khwabeeda collection
Model - Sheen Rawat Fashion Photography- Naveen Saxena

'wearables' and owns her signature line of ties, scarves and pocket squares and sarees. At the opening reception of her solo art show "Khwabeeda" at 'Open Palm Court' Gallery at India habitat centre in July 2019 her wearable art collection was launched with great pomp and show that included a dance performance by her daughter.

Later last year, Richie's solo show travelled to a gallery in Gurugram. Her work was also showcased at Audi South Delhi 's anniversary gala in December in the form of a fashion show. Spurred by the success of these shows, Richie now want to bring a new line of designer "Hand Painted Fashion Wear."

Sonjaye Maurya

Sonjaye Maurya is an eminent Indian artist with international recognition.

A painter with a difference, his works have a mysterious quality... a magical touch that makes them stand apart from the works of other contemporary artists. Everything that he paints has a deep meaning and message. May it be Buddha or even if he is painting fishes or a landscape. His works are many a times a transformation from realistic to abstract and vice versa. Sonjaye Maurya deals with artistic perceptions about the human feelings and the different realms of life. His works explore the artistic transition from traditional to modern in vibrant colour palettes. His paintings reflect on fantasies and dreams. According to him, a



painting is a dream that you see on an empty canvas.

His works are a result of vast experimentation with medium, style and techniques, and in-depth

study of the subject. Many of his works are neither realistic representation nor abstract. They can't be categorized to any specific school of art.

His painting explores these nuances of existence and brings forth the joys, perplexities, beliefs, realities of life in a manner that provoke viewer's thinking. They reflect an inspired appreciation of the different aspects of life and hence He uses versatility in every creation through diversified themes, colours, ideas, stylization that suits the concept and subject.

He states, "Pursuing art is an enriching and a fulfilling experience as it allows to unite the elements of art, nature, artist and the viewer. It has led to self-realization and to the very core of my existence."



Sonjaye Maurya 'Creation of New Life' Acrylic on Canvas, 26x28 Inches



Sonjaye Maurya 'Despair' Acrylic on Canvas, 13x24 Inches



Sonjaye Maurya 'Shades of Life' Acrylic on Canvas, 31.5x26.5 Inches



Kaveri Raj 'The Wait'
Woodcut Print, 10x14 Inches



Goldy Malhotra 'Social distancing'
Acrylic on Canvas, 11x22 Inches



Alka Chadha Harpalani 'Acceptance'
Digital Art, 16x16 Inches

Creations and Expressions of Lockdown

Alka Chadha Harpalani
acart2009@gmail.com

Artistic expression is a continuous journey, with the tracks full of endless feelings, hundreds of ideas and millions of expressions, maze of reactions to the surroundings- the new reality and myriad ways to vent out! Everything reflects a clear or ambiguous thought process. One can see the elements, which appeal to the mind's eye and even the ones which repulse; positive as well as negative aspects. A viewer identifies with it in his own way and experiences. Shankar Art Foundation organized Art exhibition- **Creations and Expressions of Lockdown** since November, 2020. There were more than 300 works of 109 artists (Abinabh Baral, Alka Chadha Harpalani, Alkaa Khanna, Aman Chakra, Anant Solomon, Anirban Seth, Anita Kumari, Anjali Mittal, Anjali Sethi Malhotra, Anjana Pethiya, Anju Bala, Archana Rani, Arpita Mitra, Ashok Mahakur, Atiya Parveen, Balwinder Tanwar, Bharti Sharma, Bharti Vandana, Bhavish Ahuja, Bijay Kumar

Jaiswal, Bijaya Kumar Nayak, Biswaroop Sur, Deepti Parhwal, Devabrat Mahanta, Dilenoor Fatima, Dimple, Dinesh Chandra, Durga Negi, Goldy Malhotra, Harinder Kaur, Harpreet Kaur, Harsh Inder Loomba, Huma Khan, Ishwar Chand Gupta, Jairaj Kumar, Jaspal S, Jatin Dhiman, Kajal Nalwa, Kamal Mankoo Sond, Kamal Sharma, Kamna Chouhan, Kanu Priya, Kaveri Raj, Laxmipriya, Meera Kumar, Megha Kathuria, Monisa Saha, Neelu Patel, Nirupama Tank, Nivedita Verma, Om Prakash Mishra, Pardeep Mehra, Pavanendra Kumar Tiwari, Poojan Gupta, Prabhu Dayal Verma, Pradeepta Kishore Dass, Priyanka Samanta, Rachana Joshi, Rachna Gambhir, Rahul Kumar, Rajender Kumar, Rajesh Gajjar, Rajesh Kumar, Rashi Kakkar, Raveena Grover, Ravi Kumar, Ritu Saxena, Riya, Rubina Hasan, Ruchi Vidyarthi, Sadhna Sangar, Saman Sabir, Santosh Jain, Shabnam Kumari, Shagufta, Shalini Singh, Shankar Rawool, Shraboni Banerji, Shubhankar Kataia, Simret Singh, Sonam Gupta, Sonam Sikarwar, Sonjaye Maurya,



Laxmipriya 'Chakra'
Mix Media, 36x36 Inches



Prabhu Dayal Verma 'Miniature Painting'
Natural Stone Colour & Paper Sheet

Subhash Shorey, Sulu Mathew, Malhotra, Vandana Tomar, Vandita Sharma, Vibha Lodhi, Vijay Puri, Vikrant, Vishnu Arora, Yogesh Verma). The exhibition had been a feast for the eyes which included not only senior but also upcoming artists. There was a huge contrast

in the themes of the paintings. On one hand there was traditional Mysore art and on the other hand, contemporary, digital and experimental. Intricacies of the techniques and a play of accidental went hand in hand. In itself, this exhibition was a unified whole displaying themes from Upnishads; religion and calligraphy; creative compositions with Covid themes; fettered hands and feet reflecting togetherness in lockdown; moon and landscapes; rural life with people and animals; still life; woman's head in clay; mask installed over a skull; and splashes of colours.

This exhibition was a compilation of bitter and sweet realities, realizations and explorations. Shankar Art Foundation had set a certain time for the exhibition but is planning to hold it for as long as possible on the website. Hope you enjoy this visual fusion of the sensuous and the intellectual on the site of ARTInfoINDIA.COM.



Sunita Dhara Panchal 'Bhaqi'
Watercolour on Paper, 24x32 Cms



Suneet Madan 'Rana Tigrine'
Pen and Ink on Paper



Aman Chakra 'भारतीय संस्कृति'
Acrylic on Canvas



Rubina Hasan 'Waves I'
Digital Art, 30x20 Cms



Megha Kathuria 'Harmony in Self Being'
Charcoal on Paper



Ullhas Raikar '3 Lady YAMA'
Mix Media on Canvas, 27x36 Inches



Harinder Kaur 'Mingling with Nature III'
Metal, 24x21 Inches



Sunil Kumar Saigal 'Twilight'
Acrylic on Canvas

Pichwai: The Folk Art of Nathdwara

Alkaa Khanna

alka9123@gmail.com

India has a rich heritage of Folk Art and Craft. One such art is the captivating—**Pichwai Painting** which originated over 400 years ago in the town of Nathdwara near Udaipur in Rajasthan, India. 'Pichwai' literally defines its meaning, with 'pichh' meaning back and 'wai' meaning textile hanging. Originally, pichwai paintings were used to decorate the temple of Shrinathji (Shrinathji ki Haveli) in Nathdwara, hung behind the deity to celebrate different seasons, festivals and events in Lord Krishna's life.

Intricate and visually stunning, Pichwai paintings, made on cloth depict tales from Lord Krishna's life. Lord Krishna is depicted as Shrinathji in Pichwais. Other common subjects found in Pichwai paintings are Radha, gopis, cows and lotuses. Festivals and celebrations such as Sharad Purnima, Raas Leela, Annakoot or Govardhan Puja, Janmashtami, Gopashstami, Nand Mahotsav, Diwali and Holi are frequently depicted in Pichwais.

The Process of making a Pichwai Painting

The cloth that is used as the



Alkaa Khanna 'The Sacred Cow'
Acrylic on Canvas 12x12 Inches



Alkaa Khanna 'Krishna Playing the Flute'
Acrylic on Canvas 36x30 Inches

backdrop for Shrinathji in his Shringar of Shrinathji is shrine is painted to give the wholesome effect to the surroundings. A traditional Pichwai has 24 boxes around called Swaroops. Each of them has a Krishna, Gopis and various other elements. These forms have evolved over the years. The elaborate

the handspun starched cotton fabric. The artisans would then sketch the art on the starched cloth. After that decorative and beautiful images were created. The images were then ready to be painted with completely organic and natural colors, paints and even natural brushes. These colors were

obtained from coal, indigo, gold, silver saffron, zinc, and other natural sources. The bright and intense colors like yellow, green, black, red dominate the Pichwai. The ornate part would get the pure Gold as color. The borders were enhanced with crystals and other decorative elements. Shreenathji's image is given special features like a big nose, large eyes, and fat belly. The distinct features and expressions of the deity's face radiate the pleasant and divine feelings.

Pichwai Now

The 17th-century painting style had lost its prominence but now again has become popular and very much in demand. Pichwais traditionally were big in size as they were hung behind the deity but as time passed by the size of the paintings started reducing. Also, the colors are no longer pure organic. However due to the unavailability of natural dyes, artists now use either synthetic or the mixture of synthetic and natural colors.

Also, paper is used as an alternative instead of cotton fabric and are now hung on walls of homes and other places and are no longer restricted to the temples.

Continued from page 3

Explore your creativity in Art and Design

Indian Institute of Technology, Guwahati established 1994

The Department of Design (DOD), one of the thirteen departments at IIT Guwahati situated in North Guwahati, Assam, on the north bank of the river Brahmaputra lake amongst breathtaking natural beauty and serenity. The full-fledged campus sprawls over 285 hectares of gently undulating ground with several hillocks covered with lush green vegetation, a few water ponds and a panoramic view of the enormous river on one side and a ring of blue hills on the other. The Institute is appropriately accessible from all the transport hubs in the Guwahati city. The Institute was set up with a vision to cultivate some of the brightest technical minds of the country with a passion in design innovation in technology-focused by a stable empathy, appreciation and celebration of design. The emphasis of the program is on the study, invention, and creative use of technologies to create effective, usable, enjoyable experiences with technology through interdisciplinary research in engineering, design, behavioral and social sciences, and to understand the influence of technology on individuals, groups, and organizations. The department offers an M.Des., and B.Des. (The only undergraduate level degree of its kind in an Indian Institute of Technology) and a Ph.D. degree in Design.

<https://www.iitg.ac.in>

MIT, Institute of Design situated in Pune, Maharashtra, established 2006 MITID is a premiere center for design education, research, and practice in India. MITID comes under the aegis of the Maharashtra academy of engineering and educational research (MAEER) and is affiliated with MIT Art,



Visual Communication Discursion

Picture Courtesy : D S Kapoor

Design & Technology University (MITADT), Pune, Maharashtra. MIT Institute of Design is a situated in Pune, Maharashtra, MAEER's MIT Institute of design started its operations in 2006, directed by the leading minds in the Indian design education, with a plan to develop its identity as a research & training institution of highest international quality. It is an autonomous Institute. The institute has cultivated many design talents by being a pioneer in the propagation, of modern design education in India. The course structure is framed with the vision of the institution to award the education with an utmost familiarization from the roots of fundamentals of design practice. MITID facilitates courses in aid of the design industry in introducing an activity structure to help the trainers acquire comprehension based edification on the speculative, notional and industrial synopsis.

MIT Institute of Design admissions is conducted through an entrance test followed by studio test & personal interview. MIT DAT (Design Aptitude Test) and offered offers various design programs at undergraduate and



Making Animation Film

Picture Courtesy : D S Kapoor

postgraduate levels in industrial design, communication design, fashion design, and fashion promotion & imaging.

<https://mitid.edu.in>

Srishti Institute of Art, Design & Technology, Bangalore established 1996

Srishti Institute of Art, Design & Technology (Srishti) is a private design school established in 1996 by the Ujwal Trust in Bangalore.

The Srishti Institute of Art, Design, and Technology is a visionary, experimental and curatorial institute of media arts and sciences, it offers higher education in art and design education at the undergraduate, post-graduate and Ph.D. levels. Srishti, as an institute, pursues to pull together the latest art, craft, and design ideas and practices from across the world and contextualize them in the developing Indian background. The institute was renowned as the great Indian Institutes 2018 - Forbes Marquee Edition. The institute offers good industry exposure and has collaborated with people and

Those seeking admission to postgraduate programs require a graduate degree in either arts or design from any certified institution or university of India or abroad. The institute manages an online application process. Students will have to make a presentation on their credentials before appearing for a personal interview.

<http://srishti.ac.in>

Indian School of Design and Innovation, Mumbai established 2013

Indian School of Design and Innovation Private Limited, Mumbai was incorporated in 2011. ISDI I located in the dynamic coastal city of Mumbai, it is classified as a non-government company. ISDI is in alliance with Parsons the New School for Design, a global leader in imparting design education. This partnership enables ISDI to benefit from Parsons' difficult curriculum, conducted by prominent visiting faculty, well-established student connections and global associations. The Indian School of Design and Innovation ISDI inaugurated its first academic session for undergraduate and post-graduate studies in 2013, promising to a new educational model, inspired by the idea of design and innovation as transformative forces in society. ISDI offers a series of international targets for undergraduate programs of four-year intensive programs (foundation year plus three-year specialization) for students in the disciplines of fashion, interior, product, and communication design. Further opportunities to engage in design education for graduates and young professionals started in 2013, with the launch of ISDI's one year Post Graduate course.

<https://www.isdi.in>

organizations, helping students during the period of the program as a part of learning. Srishti provides undergraduate, postgraduate as well as Ph.D. level programs in different fields. It offers design learning in film, industrial arts and design practices, experimental media arts, visual communication, and strategic branding design in education, animation, and visual effects, interaction design and much more.